

# The Eliminator Shaft Mount Reducer

## SCSMR Series

Fully TXT compatible and screw conveyor ready

The Eliminator Shaft Mount Reducer is designed for traditional TXT conveyor applications as well as screw conveyor applications. Dimensionally equivalent to the popular TXT series shaft mount reducer, the Eliminator accepts CEMA-rated screw conveyor flanges, CEMA-rated drive shafts, and all TXT compatible accessories. The universal compatibility of the Eliminator allows distributors to eliminate unnecessary inventory while utilizing an existing stock of accessories and a previously installed base. For new applications, WorldWide Electric offers a complete line of motor mounts, belt guards, tapered bushing kits and backstops to complement your operations.



### Quick Specs & Features

- Housing: FCD45 Cast Iron
- Box Size: 2 - 10
- Speed Ratio: 9:1, 15:1 and 25:1
- Compatibility: TXT Compatible, Drop-In Replacement
- Torque Arm Included
- Two-year Warranty



#### Responsive

Service & Technical Support



#### Quality Products

Competitive Pricing



#### In Stock Availability

Warehouses Nationwide



#### Fast Shipping


Same-Day Available

## Product Features

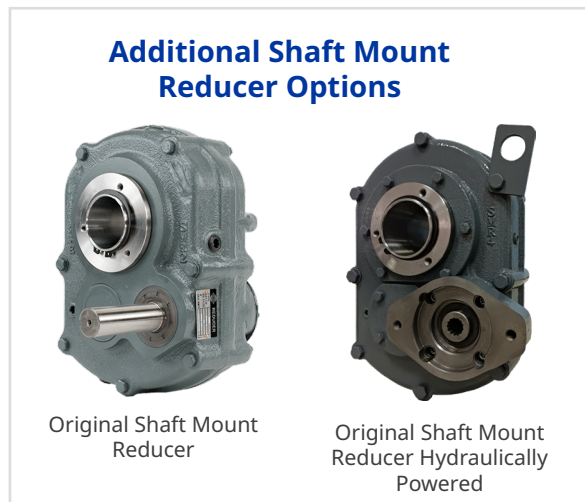
- Dimensional drop-in for most major brands, including TXT
- Shafts and gears manufactured from high-grade steel, case hardened and precision ground to A.G.M.A. Standards
- Heavy duty FCD45 cast iron housing
- Extended gear centers and tooth contact
- Metal reinforced double lip, spring loaded oil seals
- Premium quality ball and tapered bearings
- Tapered bushing type (bushing kit sold separately)
- Torque arm included

## Accessories

WorldWide Electric's industry grade accessories are designed to fit TXT and HXT compatible series shaft mount reducers.



## Additional Shaft Mount Reducer Options



## Model Number Selection

### Sample Part Number: SCSMR5-25/1

Each model number contains the product family, box size, and ratio. When selecting ratio, replace colon with slash, e.g. 25:1 becomes 25/1.

*‡ Not all combinations indicated by this table are possible. Please contact us or visit [shop.worldwideelectric.com](http://shop.worldwideelectric.com) for more information on availability.*

Product Family	Box Size	Ratio	Output Bore
SCSMR	2	9:1	1 15/16"
	3		2 3/16"
	4		2 7/16"
	5	25:1	2 15/16"
	6		3 7/16"
	7		3 15/16"
	8	15:1	4 7/16"
	9		4 15/16"
	10		5 7/16"

## Screw Conveyor Flanges


Available in Box Sizes 2-6, e.g. **2SCF, 3SCF, 4SCF, 5SCF, 6SCF**

## Screw Conveyor Drive Shafts

Available in Box Sizes 2-6 - Sample Part #: **5SCDS-3.716**

Box Size	Product Family	Output Bore (Convert fraction to decimal when ordering, e.g. 3 7/16 to 3.716)				
2	SCDS	1 1/2"	2"	2 7/16"	3"	
3	SCDS	1 1/2"	2"	2 7/16"	3"	
4	SCDS	1 1/2"	2"	2 7/16"	3"	3 7/16"
5	SCDS		2"	2 7/16"	3"	3 7/16"
6	SCDS			2 7/16"	3"	3 7/16"

## Product Overview



WorldWide Electric Corporation is a leading manufacturer of electric motors, motor controls, gear reducers, and generators. Offering fast, often same-day, shipping from seven regional US warehouses, WorldWide Electric takes pride in providing a competitive edge to our customers by responding to their requirements with urgency, technical expertise, and professionalism.

© Copyright 2023 WorldWide Electric Corporation

GR-SCSMR-v05-19-23